

When the
ENERGY is
ELECTRIC...



SAFETY COMES FIRST

Electric appliances are generally safer than gas appliances as they pose no threat of carbon monoxide poisoning, combustion, or explosion.



YOU'LL SAVE MONEY

They're easier on your pocketbook and less expensive throughout total ownership when enrolled in an energy management program.



EVERYONE BENEFITS

Smart appliances and homes can work together to balance load on a clean energy grid.



IT'S EFFICIENT & SUSTAINABLE

New electric appliances, power tools, and vehicles are more efficient and are better for the planet. Plus, you'll never have to worry about running out of gas when you're in the middle of a project!



People's Energy Cooperative

Your Touchstone Energy® Cooperative 



2025 Energy Solutions

Valid through December 31, 2025.

Your Guide to
**Beneficial Electrification,
Programs, and Services**

(800) 214-2694

www.peoplesenergy.coop

programs@peoplesenergy.coop

(January 2025)

What is Beneficial Electrification and Energy Management?

Beneficial electrification includes innovations in energy technologies that aim to use electricity instead of on-site fossil fuels, such as propane, natural gas, and fuel oil, in a way that reduces overall emissions and energy costs, and leads to a more resilient grid.

Energy management is energy conservation at work designed to save you money. It's a partnership between a utility and a consumer to reduce the amount of electricity used during times of high demand and higher energy prices.

Both work together to benefit both you, the member, and the Cooperative.

Energize Your Drive

Electric vehicles are an important part of the transportation landscape and we offer member incentive rates and rebates for electric vehicle charging. We also sell EV chargers with integrated metering systems! Rebates of up to \$800 and special incentive rates encourage charging during non-peak energy times.

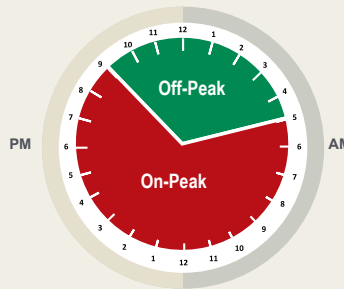


Tax Credits
Federal and state tax credits are available! To learn more, scan here.

EV Charging Subscription Rate

Our subscription rate is convenient and incentivizes off-peak charging, allowing members to charge as much as they need (up to 800 kWh) during off-peak time periods for a flat charge of \$30 per month. Charging during on-peak time periods is still available, but it will result in additional cost.

Monthly Subscription Charge: \$30



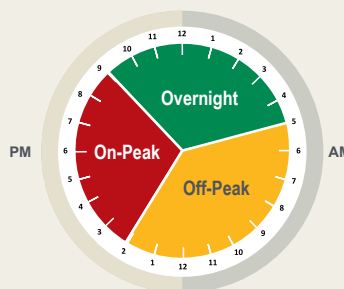
Off-Peak: 9 pm - 5 am
all days, as well as all overnight, weekend, and holiday hours.
First 800 kWh included in subscription.
Above 800 kWh: \$0.074/kWh

On-Peak: 5 am - 9 pm M-F, excluding holidays.
\$0.256/kWh

EV Charging Time-of-Use Rate

Our EV Time-of-Use rate gives members the flexibility to charge when it is most convenient and cost-effective for them. However, overnight charging rates are dramatically reduced compared to charging during the peak demand period.

Monthly Basic Service Charge: Single Phase - \$7.00
Three Phase - \$11.00



Overnight: 9 pm - 5 am
all days.
\$0.047/kWh


Off-Peak: 5 am - 2 pm M-F, all hours on weekends & holidays.
\$0.074/kWh

On-Peak: 2 pm - 9 pm M-F, excluding holidays.
\$0.256/kWh

EV Charging Off-Peak Rate

EV charging is best when it is done at night and during off-peak hours. Our EV Off-Peak incentivizes charging at night with a significantly reduced rate. The trade-off is that you can only charge your vehicle during off-peak hours.

Monthly Basic Service Charge: \$7.00



Available: 9:30 pm - 1:30 pm
M-F, all hours on weekends and holidays.
\$0.062/kWh

Unavailable: 1:30 pm - 9:30 pm
M-F, excluding holidays.

Water Heater Program

By installing an electric water heater when building or making improvements to a home, members can take advantage of multiple benefits at the Cooperative. Through our water heater program, members have the freedom to pick the brand of water heater they desire along with the installer of their choice.

Valuable rebates range from \$150 to \$300 and are available for a variety of water heaters.

When a member participates in either the Dual Fuel Energy Management or Off-Peak Energy Management programs, the Cooperative saves money on wholesale power costs and the member is eligible to receive a discounted electric rate.

Members enrolled in our **Water Heater Energy Management Program** are also eligible to receive a one-time service/repair voucher up to \$100 in a 12-month period, and up to three (3) times over the lifetime of the water heater. Visit www.peoplesenergy.coop/water-heating-programs to learn more.



Electric Heat Programs

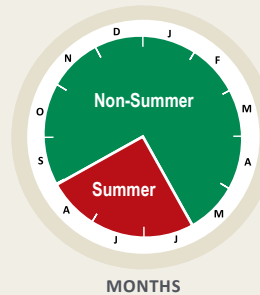
Heating and cooling use the largest chunk of your home energy dollars. When you choose electric, you know it's clean, reliable, safe, and very energy efficient.

Our programs reduce peak demand, save participating members and the Cooperative money, and conserve electricity!



Dual Fuel

Dual Fuel is an energy management program available to members who choose to install heating systems with a combination of a primary electric and a secondary propane or natural gas source. The secondary system must be able to automatically provide 100% of the home's heating needs during a peak energy event.



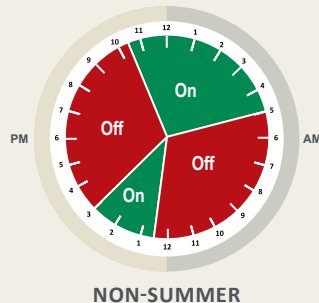
Monthly Basic Service Charge: \$7.00

Non-Summer Season: Sept-May, events generally occur 7:00 am - 11:00 am. \$0.0751/kWh

Summer Season: June-August, events generally occur 2:00 pm - 6:00 pm. \$0.1040/kWh

Off-Peak

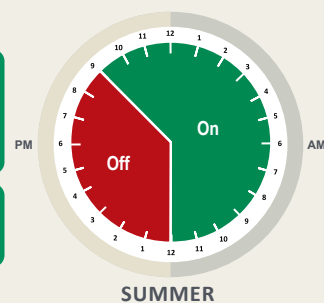
Off-Peak is an energy management program available to members who choose to install electric space heating or electric water heating loads of at least 8kW. Eligible items are turned off up to 14 hours Monday - Friday, excluding holidays.



Monthly Basic Service Charge: \$7.00
Energy Charge: \$0.06200/kWh

Non-Summer (November - April)
Control Hours: 5 am - 12:30 pm (max of 6.5 hours)
Control Hours: 3 pm - 10:30 pm (max of 6.5 hours)

Summer (May - October)
Control Hours: 12 pm - 9 pm (max of 8 hours)





Energy Audits

People's Energy Cooperative offers energy audit services to both residential and business members at a reduced cost. Energy audits are performed by trained professionals who help identify where a home, building, or facility uses energy and how that energy may be used more efficiently.

When an approved audit is performed and recommended improvements are implemented, members may qualify for an "Audit Recommended Improvements" rebate of up to \$500! Other prescriptive rebates may also apply.



Everyone | Everyday | Everywhere | Everything

Since 1998, Evergreen has been an easy and affordable way for residential and business members of the Cooperative to support the development of solar installations. For as little as \$0.65 per month, members can subscribe to the program and offset their energy usage up to 100%.

Commercial, Industrial, & Agriculture Energy Management Programs

Commercial, industrial, and agriculture members, who require a larger demand on the system, may benefit from our peak demand programs. Participants also benefit from a reduced energy rate.

Peak Alert Interruptible Rate

When a Maximum Generation Event or Regional Capacity Event is called, members on the Peak Alert Interruptible rate will automatically have their generator turned on for the duration of the event.

Controllable Seasonable Rate

When a Peak Energy Alert is called, members on the Controllable Seasonable rate voluntarily shed their load or ensure electric use will not come on during the event.

To learn more about either program, visit www.peoplesenergy.coop/commercial-industrial-agriculture-programs.

Programs and rates are subject to change. Some restrictions apply.

Visit us online or call us to learn more about our programs and services at (800) 214-2694!



People's Energy Cooperative

Your Touchstone Energy® Cooperative 

www.peoplesenergy.coop





APPLIANCES

All-in-One Washer/Dryer Combo	with Ventless Heat Pump Drying	\$50	each
Clothes Dryer - Electric	Must be ENERGY STAR	\$25	each
Clothes Washer	Must be ENERGY STAR	\$25	each
Dehumidifier	Must be ENERGY STAR	\$25	each
Dishwasher	Must be ENERGY STAR	\$25	each
Refrigerator	Must be ENERGY STAR and ≥ 10 cubic ft.	\$25	each
Freezer	Must be ENERGY STAR and ≥ 10 cubic ft.	\$25	each
Inductive Range	All inductive ranges qualify	\$25	each
Recycling - Freezer	Must be working appliance	\$25	each
Recycling - Refrigerator	Must be working appliance	\$25	each
Recycling - Room Air Conditioner	Must be working appliance	\$25	each

AUDIT/ASSESSMENT

Compressed Air Audit	\$500 cap	varies	each
Energy Audit Implemented Recommendation(s)	\$500 cap; exclusions may apply	varies	each

HEATING & COOLING

Heat Pump - Air Source & Mini-Split	SEER2 14.3+, HSPF2 7.5+ <u>OR</u> SEER 15+, HSPF 8.8+	\$200	per ton
Heat Pump - Commercial Air Source & PTHPs	< 20 ton: EER 11+; 20 to < 60 ton: EER 10.5+; ≥ 60 ton: EER 10+	\$200	per ton
Heat Pump - Geothermal		\$400	per ton
New Furnace with ECM Blower Motor	Must be variable speed motor OR Eae < 670 kWh/yr.	\$35	each
Air Conditioner Tune-Up	Only one per service address every two years and must be completed by certified technician; Window units are not eligible	\$25	each
Smart Thermostat	Honeywell or Emerson brand thermostat; Must enroll in Energy Management Program	\$25	each

LIGHTING

LED Bulb (Screw-In)	Five bulb minimum - Capped at 50% of cost	\$0.50	each
LED Fixture	Capped at 50% of cost	\$0.50	per 800 lumens
LED Exit Sign		\$5	each
Occupancy Sensor	Doesn't include motion detector fixtures	\$5	each

COMMERCIAL/INDUSTRIAL/AGRICULTURE

Exhaust Fan	Fans < 36" must be ≥ 18 cfm/watt @ 0.05" SP Fans ≥ 36" must be ≥ 21 cfm/watt @ 0.05" SP	\$1	per inch diam.
Circulation Fan	Fans < 36" must be ≥ 18 lbs. force/kW Fans ≥ 36" must be ≥ 21 lbs. force/kW	\$1	per inch diam.
Electric Forklift Battery Charger	Must enroll in energy management program	\$200	each
Dairy Plate Cooler / Well Water Pre-Cooler		\$500	each



2025 Rebate Summary *cont.*

COMMERCIAL/INDUSTRIAL/AGRICULTURE CONTINUED

Dairy Refrigeration Heat Recovery with Electric Backup	Requires electric water heater enrolled in energy management program	\$300	each
Low/Zero Energy Livestock Waterer	≤ 500 watts, insulated tank	\$50	each
Scroll Refrigeration Compressor	\$1,000 cap per compressor	\$30	per HP
Variable Frequency Drive (VFD)	\$1,000 cap per drive	\$30	per HP

WATER HEATING

Heat Pump Water Heater	Integrated (all-in-one) units, UEF 2.2+	\$300	each
Electric Water Heater (75 – 99 Gallons)	≥.90 UEF; must enroll in energy management program; see rebate form to determine eligibility	\$150	each
Electric Water Heater (100+ Gallons)	≥.90 UEF; must enroll in energy management program; see rebate form to determine eligibility	\$300	each

ELECTRIC\$ENSE NEW HOME PROGRAM

New Home	Must meet 1 of 3 program/code requirements	\$500	each
----------	--	-------	------

ELECTRIC VEHICLES

Electric Vehicle Charging Station	Must enroll in energy management program or Time-of-Use rate	\$400	each
Electric Vehicle Smart Charger with Integrated Metering	Must enroll in energy management program or Time-of-Use rate and purchased from the Cooperative.	\$800	each

SOLAR\$ENSE: MEMBER-OWNED SOLAR

Solar System - South Facing	Produces < 120% of annual energy use; \$2,000 max per location; azimuth angle 135-224 degrees	\$0.25	watt
Solar System - West Facing	Produces < 120% of annual energy use; \$4,000 max per location; azimuth angle 225-270 degrees	\$0.50	watt

IMPORTANT REBATE GUIDELINES

- Rebate requestor must be a member of the Cooperative.
- Equipment must be installed on the Cooperative's lines.
- Incentives will not exceed the cost of the equipment.
- Rebates must be submitted within three months of purchase or install date depending on measure.
- Prescriptive rebates are capped at \$20,000 per member account and custom rebates are capped at \$12,000 per member account.
- All appropriate documentation must be submitted per the rebate form.
- Eligibility criteria may vary for individual rebate offerings and is subject to change or cancellation without notice. View individual forms for additional details.

Learn more about our member programs and rebates at www.peoplesenergy.coop.

